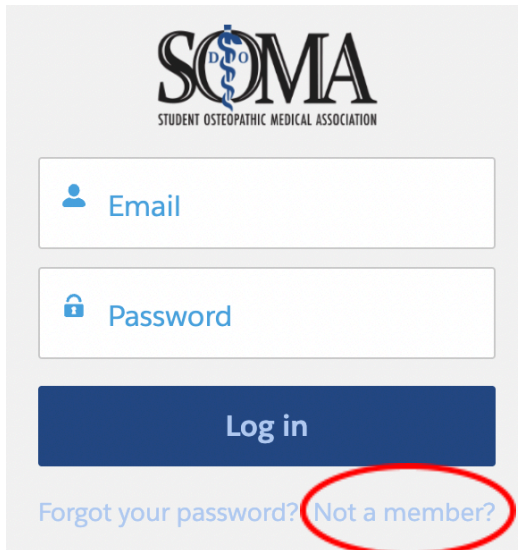


Welcome to SOMA!

We are thrilled to have you join our community of dedicated medical students committed to excellence in osteopathic medicine. Your decision to become a member of SOMA not only enhances your educational journey but also connects you with a network of like-minded peers and mentors. Thank you for choosing to be a part of our mission to promote osteopathic principles and advance healthcare.

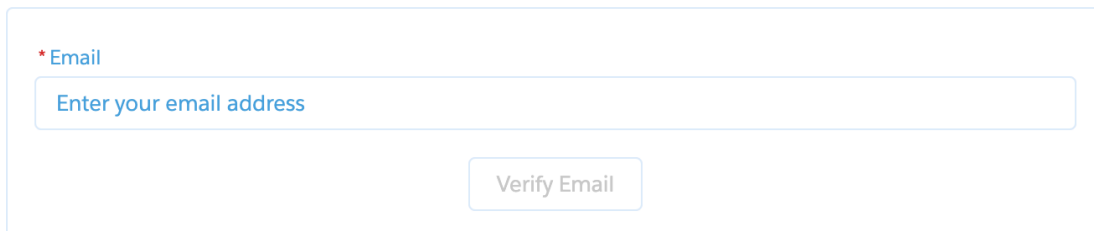
To complete your membership, please follow the instructions provided below.

1. Go to my.studentdo.org and click 'Not a member?'.



The screenshot shows the login interface for the Student Osteopathic Medical Association (SOMA). At the top is the SOMA logo with the text 'STUDENT OSTEOPATHIC MEDICAL ASSOCIATION'. Below the logo are two input fields: one for 'Email' with a person icon and one for 'Password' with a lock icon. A dark blue 'Log in' button is positioned below these fields. At the bottom of the form, there are two links: 'Forgot your password?' and 'Not a member?'. The 'Not a member?' link is circled in red.

2. Enter your email address. If you are already a SOMA member, you will be prompted to go back and click 'Forgot your password?'. If not, it will guide you to Step 3.



This screenshot shows the email verification step. It features a label '* Email' above a text input field containing the placeholder 'Enter your email address'. Below the input field is a button labeled 'Verify Email'.

3. Enter your contact information and click 'Submit'.

* First Name

* Last Name

Birthdate


Gender
Choose One...
▲▼

* SOMA Graduation Date

4. You will then receive an email to create a password. Click the link, reset your password, and log in!

PASSWORD RESET



Please enter the email address that you used when creating your account. An email will be sent to that address with further instructions on how to reset your password.


 Username


Send Password Reset Email

Cancel

5. Once you log in, you will be directed to a screen like the one below. Click 'Join SOMA' on the top right.

 Events Groups **Join SOMA** 

My Info 



IMPORTANT NOTE: Changing Preferred Email Type and the corresponding Email Address will impact your login details. The new email address should be used to log in to the portal thereafter.

SOMA Contact Information

6. Click the 'Select' button next to the 'SOMA Student' option.

Choose Your SOMA Membership

Welcome to SOMA! Please select the appropriate membership type.

Pre SOMA Student

Pre-SOMA membership is \$25 for undergrad duration (4 years or through graduation date, whichever comes first)

Select

SOMA Student

SOMA student membership is a one time fee of \$49 national plus an amount set by your chapter covering the duration of medical school (4 years or through graduation date)

Select

SOMA Alumni Resident

Alumni Resident membership is \$100 for GME training duration (4 years or through graduation date, whichever comes first).

Select

SOMA Alumni Practicing Physician

Alumni Physician membership is renewed yearly at \$100.

Select

7. Enter your information. At the bottom of this screen, select your College of Osteopathic Medicine (COM) and enter your graduation date and click 'Next'.

Your Information

We're glad you're here. When you join the SOMA, you join a growing and vibrant network of medical students, pre-medical students, and physician alumni who believe the practice of medicine is about more than just treating symptoms. Tell us about yourself!

Personal Information


* First Name

Complete this field.

* Last Name


Complete this field.

* Date of Birth


 

Educational Information

* Medical School

* Graduation Date

Previous

Next

8. This screen will verify your chapter based on the medical school you provided in the previous screen. If this is correct, please click 'Next'.

Chapter Selection

If you have any concerns regarding the assigned chapter, please re-enter the medical school information or contact administration@studentdo.org for further assistance.

The chapter is assigned based on the medical school you provided

If you have any concerns regarding the assigned chapter, please re-enter the medical school information or contact administration@studentdo.org for further assistance.

Your assigned chapter is:

**Ft Lauderdale - Nova Southeastern
University KCP College of Osteopathic
Medicine**

Region: II

Address: 3200 S University Dr Fort Lauderdale FL US
33328-2018

Activate your AOA Student Membership

Take advantage of free student membership with AOA and your student member benefits -- <https://osteopathic.org/students/>. If the box is checked and greyed out, you are already an AOA member. Please contact AOA Member Services at MemberService@osteopathic.org if you have questions or need assistance with your AOA membership.

Previous

Next

9. Please enter your credit card information below and click 'Process Payment'. SOMA student membership is a one-time fee of \$49 + an amount set by your chapter. This will cover your duration of medical school.

Shopping Cart Checkout

Credit Card

ECheck

* Card Holder Name

* Card Number * CVV

* Exp Month * Exp Year
01 2024

Would you like to save this payment method for future use?

Billing Address

[+ Create Address](#)

No address found. Please create a new address to process payment.




[Process Payment](#)

Discount Code
 [Apply](#)

Items (3): \$70.00

Due at Checkout: \$70.00

Shopping Cart

| | |
|---|--|
|  | SOMA Student \$49.00 |
| | Plan: Standard SOMA Subscription Plan |
| | Quantity: 1 |
| | Price: \$49.00 |
|  | AOA - Student Membership Free |
| | Plan: Student - Calendar - AOA - 30 Days Grace |
| | Quantity: 1 |
| | Price: Free |
|  | Ft Lauderdale - Nova \$21.00 |
| | Southeastern University KCP College of Osteopathic Medicine |
| | Quantity: 1 |
| | Price: \$21.00 |

10. CONGRATULATIONS!! You are now a SOMA member! Thank you so much for joining our organization. If you have any questions about what National SOMA can offer you, please reach out to our Membership and Alumni Affairs Director at membershipandalumni@studentdo.org.